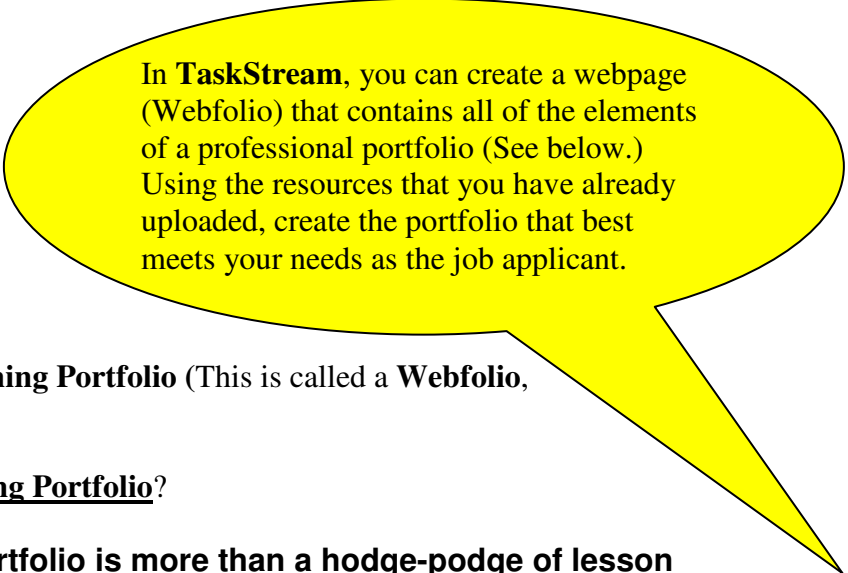


I am preparing for an interview for a teaching position after student teaching. How do I create a Professional Teaching Portfolio to use during the interview process??



In **TaskStream**, you can create a webpage (Webfolio) that contains all of the elements of a professional portfolio (See below.) Using the resources that you have already uploaded, create the portfolio that best meets your needs as the job applicant.

Designing a **Professional Teaching Portfolio** (This is called a **Webfolio**, if posted as a webpage.)

What is a **Professional Teaching Portfolio**?

**A professional teaching portfolio is more than a hodge-podge of lesson plans and lists of professional activities. It is a careful record of specific accomplishments attained over an extended period of time. They should include the following:**

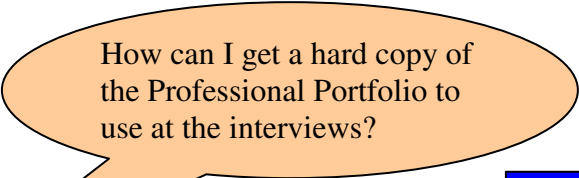
**I. Background Information:** (Resume. Teaching Philosophy. Teaching Goals.)

**II. Teaching Artifacts and Reflections Documenting an Extended Teaching Experience**

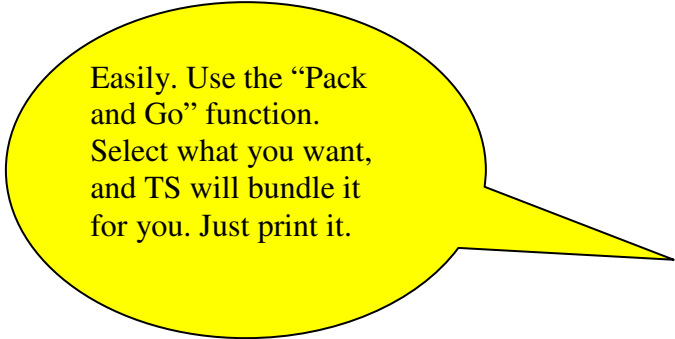
(Classroom management plan; Overview of Unit goals and instructional plans; Videotape of teaching; K-12 student work samples; Evaluation of student work; Reflective commentary by the teacher; Integrating technology into teaching and learning; Parent newsletters; Electronic grading, etc.)

**III. Professional Information**

(Professional activities; Letters of recommendation; Student teaching formal evaluations; Awards and honors; Extracurricular activities; Graduate studies)



How can I get a hard copy of the Professional Portfolio to use at the interviews?



Easily. Use the “Pack and Go” function. Select what you want, and TS will bundle it for you. Just print it.